



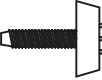





ASSEMBLY INSTRUCTION

YHT C210A(TA) EXT-R

- A**  **HEX NUT**
M8 = 16 PCS.
- B**  **FLAT WASHER**
5/16 X 1.0 = 16 PCS.
- C**  **SPANNER**
12.8 = 1 PC.
- D**  **ALLEN KEY**
= 1 PC.
- E**  **ADJUST SCREW**
M6 X 16 = 6 PCS.
- F**  **PAN HEAD SCREW**
M4 X 30 = 12 PCS.
- G**  **JCBC BOLT**
M6 X 40 = 8 PCS.
- H**  **SPRING WASHER**
WS 5/16 = 16 PCS.

